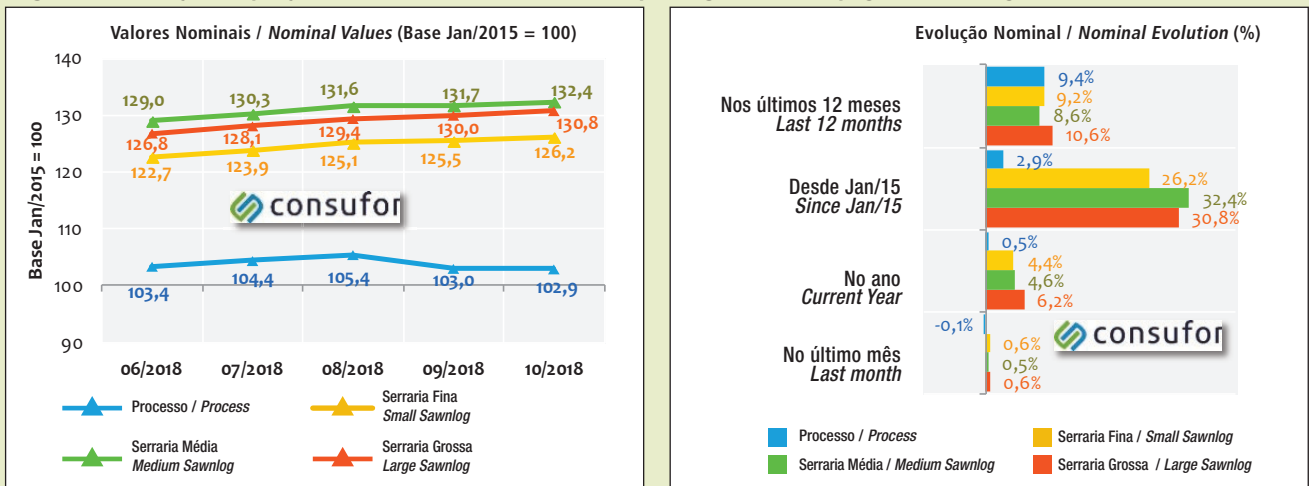


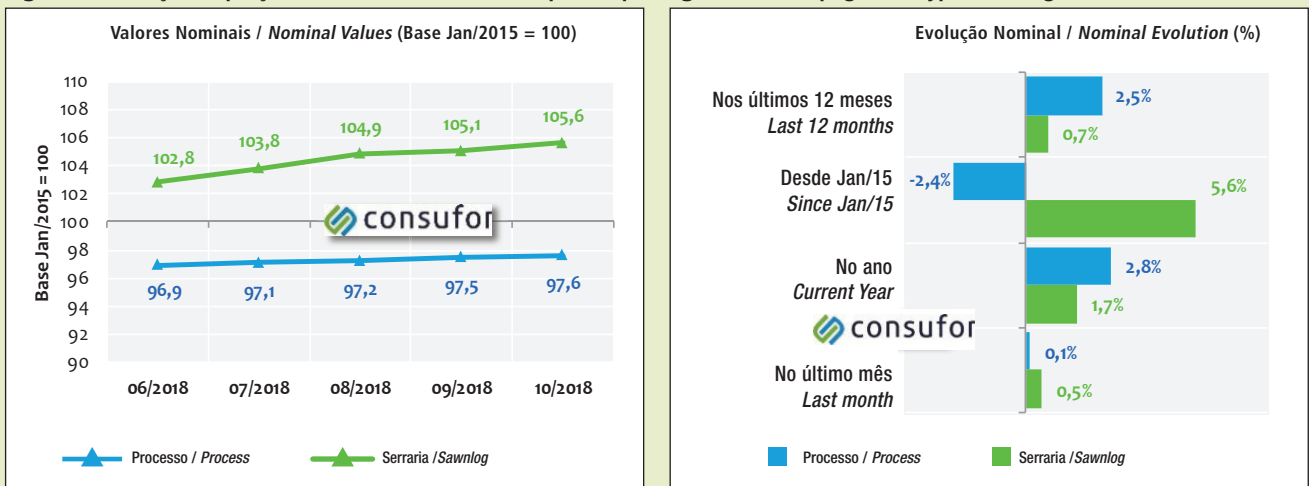
ESTATÍSTICAS DO SETOR DE BASE FLORESTAL – NOVEMBRO/2018 FOREST BASE SECTOR STATISTICS – NOVEMBER/2018

Figura 1. Evolução de preços médios nacionais de Pinus em pé / Figure 1. Stumpage Pine Average Price Evolution – Brazil



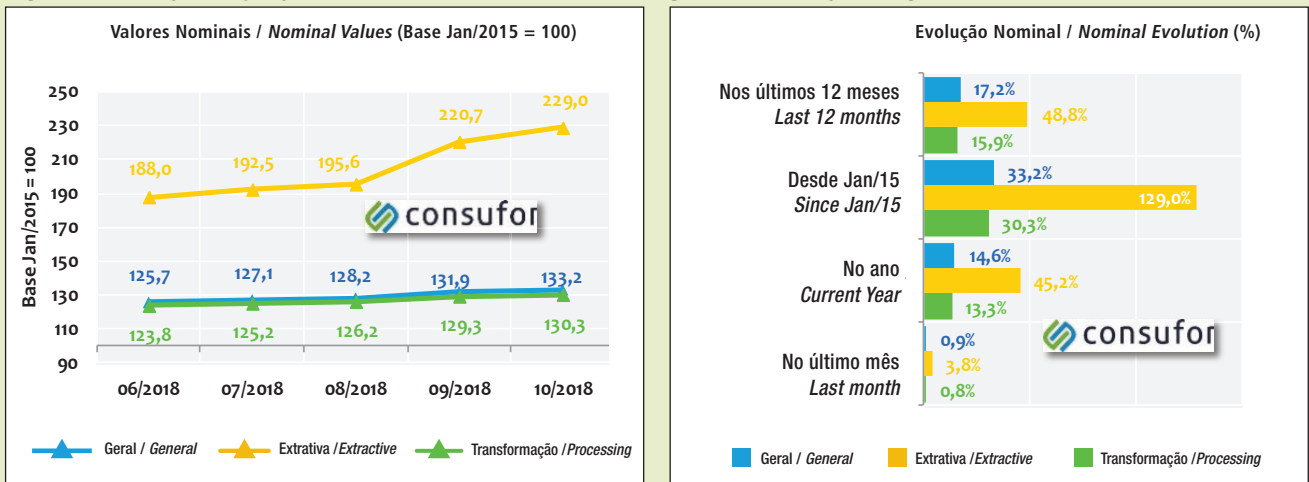
Fonte/Source: Banco de dados da CONSUFOR / CONSUFOR DATABASE

Figura 2. Evolução de preços médios nacionais de Eucalipto em pé / Figure 2. Stumpage Eucalyptus Average Price Evolution – Brazil



Fonte/Source: Banco de dados da CONSUFOR / CONSUFOR DATABASE

Figura 3. Evolução de preços médios da indústria nacional / Figure 3. Industry Average Price Evolution – Brazil

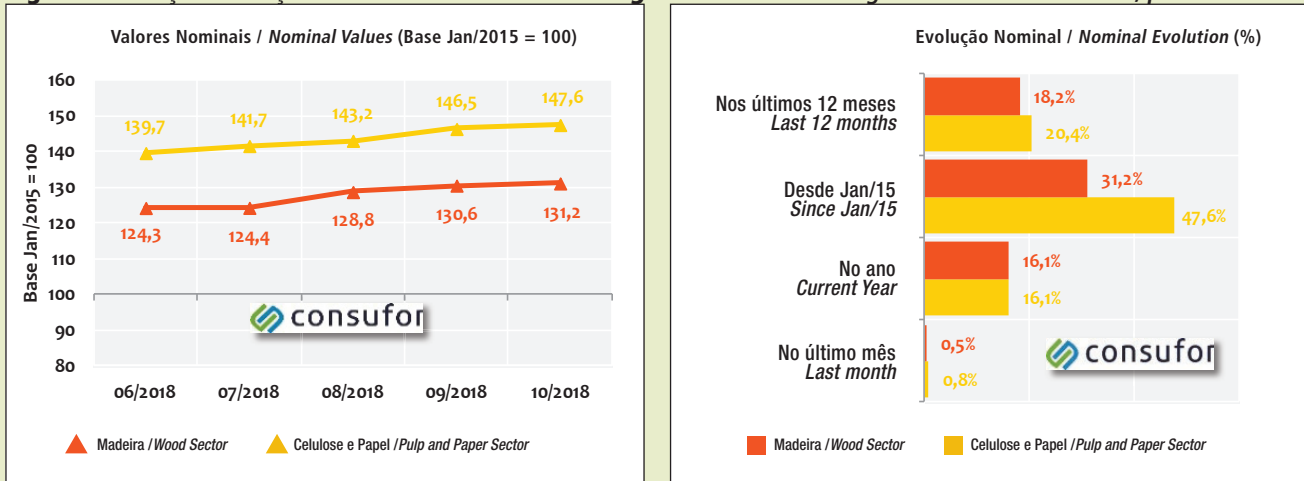


Fonte: Cálculos da CONSUFOR com base no IBGE / Source: CONSUFOR calculation based on IBGE's databank

OBS.: Todas as séries apresentam evolução de PREÇOS NOMINAIS / NOTE: All series present evolution of NOMINAL PRICES

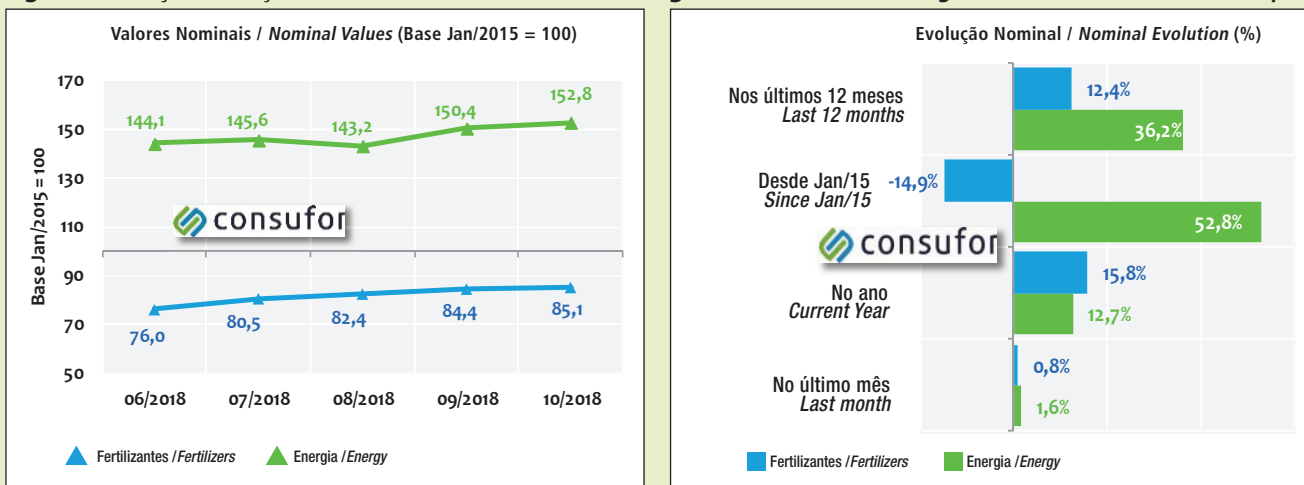
ESTATÍSTICAS DO SETOR DE BASE FLORESTAL – NOVEMBRO/2018 FOREST BASE SECTOR STATISTICS – NOVEMBER/2018

Figura 4. Evolução de Preços Nacionais Médios Setoriais / Figure 4. National Average Price Evolution – Brazil, per Sector



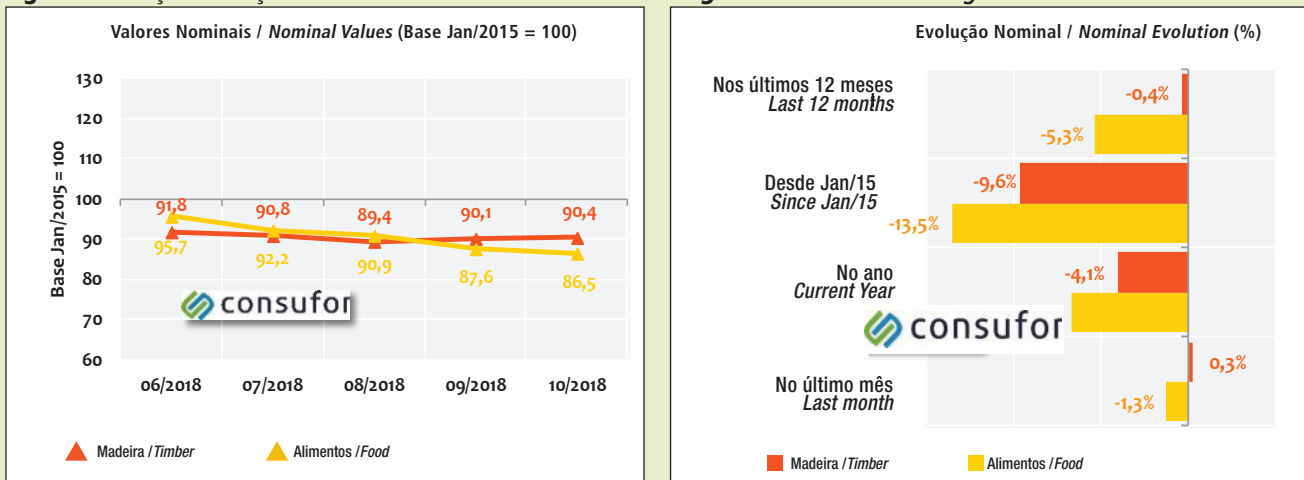
Fonte: Cálculos da CONSUFOR com base no IBGE / Source: CONSUFOR calculation based on IBGE's databank

Figura 5. Evolução de Preços Médios Internacionais de Insumos / Figure 5. International Average Price Evolution – Production Inputs



Fonte: Cálculos da CONSUFOR com base no Banco Mundial / Source: CONSUFOR calculation based on World Bank's databank

Figura 6. Evolução de Preços Médios Internacionais de Commodities / Figure 6. International Average Price Evolution – Commodities



Fonte: Cálculos da CONSUFOR com base no Banco Mundial / Source: CONSUFOR calculation based on World Bank's databank

OBS.: Todas as séries apresentam evolução de PREÇOS NOMINAIS / NOTE: All series present evolution of NOMINAL PRICES